



Groton

Community Preservation Plan 2021-2022



Prepared by the
Groton Community Preservation Committee

Released September 30, 2021

Groton Community Preservation Plan 2021-2022

Release Date: September 30, 2021

Contents subject to change without prior notice. Contact CPC for possible updates.

Prepared by:

Groton Community Preservation Committee
Town Hall
173 Main St.
Groton, MA 01450-4231

2006-2021 Groton Community Preservation Committee

Photo Credits

George Brigham – Portrait Restoration – courtesy of Carolyn Perkins

Basketball Court, Country Club, Surrenden Farm, John Tinker Trail – courtesy of Carolyn Perkins

Fitch's Bridge – courtesy of Bruce Easom

Town Sign – unknown

Groton Seal (Town Hall Meeting Room) - courtesy of Dan Emerson

First Parish/Old Meeting House – Al Collins

Milestone – courtesy of Michael Roberts

Library Doors – courtesy of Vanessa Abraham

J.D. Poor Mural – courtesy of Greg Premru

Thanks to all and any anonymous contributors whose contributions are unintentionally unaccredited.

Document format and layout contributed by:
The Legend Corporation, Groton, MA 01450

September 30, 2021

To the Citizens of the Town of Groton, Massachusetts:

As members of the Groton Community Preservation Committee (CPC), it gives us great pleasure to present to the Town the 2021-2022 edition of the Community Preservation Plan (CPP) of Groton, Mass. Section 5 (b) (1) of the Massachusetts Community Preservation Act (CPA) requires the creation of CPC to study the needs, possibilities, and resources of the town as to community preservation, and monitor proposals approved by Town Meeting.

At the Spring 2004 Town Meeting, the Groton Community Preservation Research Committee recommended that for the first few years of the CPA's implementation, the goals and objectives established by numerous existing planning documents for the Town be used to inspire Town boards, committees, organizations, etc. to create community-preservation projects that would meet one or more of the previously mentioned goals and objectives. At that Town Meeting, it was proposed that a Community Preservation Plan (CPP) should be the means of organizing and developing CPA proposal-preparation guidelines and procedures.

An updated CPP is submitted to the Town each year the CPA is in place. The CPP submitted herewith is Groton's latest CPP. Public hearings will be scheduled each year to enable the Town's citizens to participate in the development of each new CPP.

We encourage Groton's citizens and others to review the schedule for 2021-2022, use the Project Summary Form, and then as appropriate, the detailed Project Application Proposal Form included in the CPP, to submit a proposal. These are intended to help develop proposals in accordance with the procedures within this CPP and with the CPA. This CPP has been placed on the Town of Groton's website. The CPP contains a copy of the scoring sheet used by the CPC members to evaluate proposals, determine priority and thence precedence; a tool needed when insufficient funds exist for eligible projects.

We look forward to working with the Town in developing projects under the CPP and in facilitating projects that are important and useful for Groton's citizens.

Comments, questions, and suggestions regarding the CPP can be sent to: Groton Community Preservation Committee (CPC), Town Hall, 173 Main St., Groton, MA 01450, and/or Sammie Kul (CPC assistant) skul@grotonma.gov or CommunityPreservation@grotonma.gov.

Respectfully,

The Community Preservation Committee:



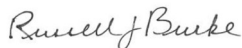
Richard Hewitt - Member at Large - Chair



Anna Eliot - Parks Commission Appointee – Vice Chair




Bruce Easom – Conservation Commission Appointee – Treasurer



Russell Burke - Planning Board Appointee, Clerk



Robert DeGroot - Historical Commission Appointee



Daniel C. Emerson - Housing Authority Appointee



Carolyn Perkins - Member at Large

2021-2022 Plan Changes

- New cover photo
- Update CPC member roles, dates, and release date
- Revise, update CPA Project Examples
- Update section listing of all projects.

Table of Contents

1. The Community Preservation Committee (CPC)	7
1.1 Origin of CPC	7
1.2 Membership - Terms of Service	7
1.3 Ongoing Membership - Term of Service	7
1.4 Contacting CPC	7
2. Introduction to Community Preservation Act (CPA)	8
2.1 CPA Summary	8
2.2 CPP Key Principles	9
2.2.1 Key Town Documents	9
2.3 CPA Project Examples	10
2.3.1 Surrenden Farm – 2006	10
2.3.2 Boutwell House - 2012	11
2.3.3 Fitch's Bridge - 2013	12
2.3.4 Country Club Driving Range Improvements - 2015	13
2.3.5 Nashua River Accessible Trail Project (John Tinker Trail) - 2015	13
2.3.6 Old Groton Meeting House/First Parish Church - 2015	14
2.3.7 Town Basketball Courts - 2016	15
2.3.8 Milestones – 2016	16
2.3.9 Groton Library Entrance – 2018	17
2.3.10 Baddacook Pond – 2019	18
2.3.11 Poor Murals – 2019	19
2.3.12 Portrait Restoration – 2021	20
3. Groton – Brief History	21
4. CPA Allowable Spending Chart	22
5. Objectives Code List for use with CPA Application	23
5.1 Historic Preservation	23
5.1.1 Pursue adaptive reuse of historic properties	23
5.1.2 Protect cultural and historic resources	23
5.1.3 Develop economic and education strategies that capitalize on historic and archeological resources	23
5.2 Community Housing	24
5.2.1 Encourage diversity of housing types for range of income levels and ages	24
5.2.2 Improve municipal facilities and infrastructure, considering energy conservation, technology and ADA compliance	24
5.3 Open Space and Recreation Projects	24
6. Use of CPA Funds - General Guidelines	25
6.1 Procurement Law and Selection of Vendor	25
6.2 Payment of Vendor Invoices	26
6.3 CPA Administration Fund Disbursement Policy	27
6.3.1 CPA Admin. Fund Provision	27
6.3.2 Purpose of Policy	27
6.3.3 Policy	27
7. CPA Application Process	28
7.1 Synopsis	28
7.2 Process Overview	28
7.3 Ten Step Process	29
7.3.1 Step 1 - Submit Two Page Project Summary	29
7.3.2 Step 2 - CPC Review of Summary - Meeting	29
7.3.3 Step 3 - Submit Complete Draft Application by Deadline	29
7.3.4 Step 4 - CPC Public Hearing /Feedback to Draft Applications	30
7.3.5 Step 5 - Submit Final Application by Deadline	30
7.3.6 Step 6 - CPC Review	30
7.3.7 Step 7 - Applicant Notification	30
7.3.8 Step 8 - CPC Project Recommendations	30
7.3.9 Step 9 - Town Meeting Vote	30
7.3.10 Step 10 - Contracts	31
7.4 2021 -2022 CPP Schedule	31

7.5	Proposal Evaluation Criteria	32
7.5.1	Basic Criteria	32
7.5.2	Added Value Criteria	32
8.	Project Summary (required)	33
8.1	CPA Project Summary Form – Example.....	33
9.	CPA Summary Project Form	34
10.	Filling out Project Application	36
10.1	Instructions.....	36
10.2	CPA Project Application Form – Example	38
11.	CPA Project Application Form	40
12.	CPC Response Sheet	42
12.1	Primary Qualifications	42
12.1.1	Two-Page summary Eligibility	42
12.1.2	CPA Project Application Criteria.....	42
12.2	Scoring	42
12.2.1	Function:	42
12.2.2	Value:.....	43
13.	Summary of CPA Projects.....	44

List of Figures

Figure 1: CPA Funding Distribution (from CPI)	8
Figure 2: Surrenden Farm	10
Figure 3: Boutwell House	11
Figure 4: Fitch’s Bridge	12
Figure 5: Country Club Driving Range Improvements	13
Figure 6: John Tinker Trail	13
Figure 7: First Parish Restoration – Buddy Installation	14
Figure 8: Town Field Basketball Court	15
Figure 9: Milestone Restoration	16
Figure 10: Library Front Entrance Restoration	17
Figure 11: Baddacook Pond Restoration. Left – 2016, Right - 2019	18
Figure 12: J.D. Poor Mural	19
Figure 13: Margaret Shattuck Brigham, Before and After Treatment	20
Figure 14: CPA Allowable Spending Chart	22

1. THE COMMUNITY PRESERVATION COMMITTEE (CPC)

The CPC is responsible for the general oversight of the Groton Community Preservation Act (CPA) funds and the selection and recommendation of Groton CPA proposals. The CPC created and updates this Community Preservation Plan (CPP) and monitors the execution of projects based on town approved proposals.

1.1 Origin of CPC

The charter for the CPC was created via town meeting on October 25, 2004. The CPC became effective upon the passage of the CPA by popular vote in Groton on November 2, 2004.

The Town of Groton selected to have seven members on the CPC which provides two citizen-at-large seats and must include representatives from the following Groton town boards:

- Conservation Commission
- Historical Commission
- Housing Authority
- Park Commission
- Planning Board

1.2 Membership - Terms of Service

The following table lists in alphabetical order the member's commissioned, current position, representation, and date of term expiration.

Member	Representing	Term Expires
Robert DeGroot	Historical Commission	June 30, 2024
Bruce Easom (Treasurer)	Conservation Commission	June 30, 2022
Anna Eliot (Vice Chair)	Parks Commission	June 30, 2023
Dan Emerson	Housing Authority	June 30, 2024
Richard Hewitt (Chair)	Member at Large	June 30, 2024
Carolyn Perkins	Member at Large	June 30, 2024
Russell Burke (Clerk)	Planning Board	June 30, 2022

1.3 Ongoing Membership - Term of Service

Except for Parks and Planning Board members with one-year terms, all members commissioned after the original committee serve for three years, unless otherwise unable to fulfill a term.

1.4 Contacting CPC

To contact the CPC via:

Mail: CPC, Town Hall, 173 Main Street, Groton, MA 01450-4231

Email: CommunityPreservation@grotonma.gov

Phone: 978 448-1140

2. INTRODUCTION TO COMMUNITY PRESERVATION ACT (CPA)

This section provides a general description of the Community Preservation Act (CPA), how it works, and a brief history of Groton.

2.1 CPA Summary

The Community Preservation Act (CPA) is the enabling legislation designed to help communities plan ahead for sustainable growth and raise funds to achieve their goals. CPA allows towns and cities that accept its provisions to levy a community-wide real estate tax surtax of up to 3 percent for the purpose of creating a local Community Preservation Fund and qualifying for matching funds from the state. The CPA surcharge is calculated based a homeowner's real estate property tax and not based on the properties assessed valuation. The Fund may only be used to acquire, create and preserve open space and land for recreational uses; to acquire and preserve historic buildings and landscapes; and to create, preserve and support affordable housing. The state will provide matching funds to communities approving CPA.

Enacted as MGL Ch. 44B in 2000, the Community Preservation Act permits cities and towns accepting its provisions to establish a restricted fund from which monies can only be appropriated for a) the acquisition, creation and preservation of open space; b) the acquisition, preservation, rehabilitation, and restoration of historic resources; and c) the acquisition, creation and preservation of land for recreational use and for some structures that support outdoor recreation; d) the creation, preservation and support of community housing; and e) the rehabilitation and restoration of open space, land for recreational use and community housing that is acquired or created using monies from the fund. Acceptance of the act requires town meeting or city council approval or through a petition signed by 5% of town's registered voters, together with referendum approved by majority vote. The local program is funded by a local surcharge up to 3% on real property tax bills and matching dollars from the state generated from fees collected at the registry of deeds. (See DOR IGR 00-209 as amended by IGR 01-207 and IGR 02-208)

A minimum of 10% of the annual CPA revenues must be set aside for use in support of each of the three core community concerns, and up to 5% may be used for administrative expenses of the Community Preservation Committee. The remaining funds can be allocated for any combination of the allowed uses. This gives each community the opportunity to determine its priorities, plan for its future, and have the funds to make those plans happen.

See **Figure 1** for illustration of the CPA fund distribution requirements.

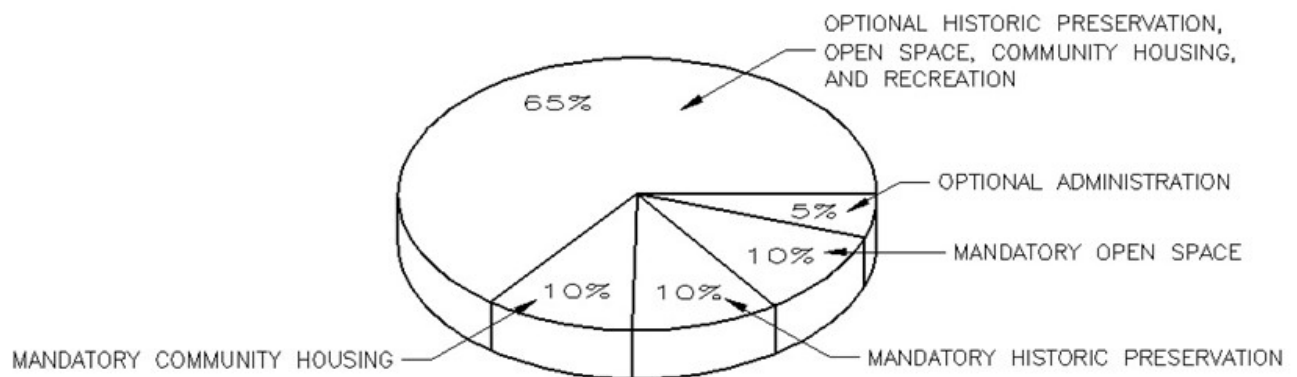


Figure 1: CPA Funding Distribution (from CPI)

2.2 CPP Key Principles

Groton's CPA goals are based in large part on the key principals of the 2011 Groton Master Plans, the 2019-2026 Groton Open Space and Recreation Plan, and the Affordable Housing Production Plan 2020-2025.

2.2.1 Key Town Documents

The key town planning documents are the Groton Master Plan and Open Space and Recreation Plan:

- For the 2011 Groton Master Plan, use the web address:
https://portal.grotonma.gov/storage/Planning_Board/Groton%20Master%20Plans/Groton_Master_Plan_2011_Executive_Summary.pdf
- For 2019 Groton Open Space and Recreation Plan (within the plan, see Section 5 through 9) use the web address:
https://portal.grotonma.gov/storage/Conservation_Commission/2019_Groton_Open_Space_Recreation_Plan_Final.pdf
https://portal.grotonma.gov/storage/Affordable_Housing_Trust/Housing%20Production%20Plan/HousingProductionPlan-2020-2025.pdf

Securing CPP Copies

The 2021-2022 CPP is available as a PDF file on the Town web site at <https://www.grotonma.gov/government/boards-and-committees/community-preservation-committee/> (aka www.grotonma.gov > Government > Boards & Committees > Community Preservation Committee. Click "Community Preservation Plan" folder at the bottom of web page).

Hard Copies are available at the library. If copies are unavailable or you have questions concerning the CPA, the Groton CPP, and/or the CPC, contact the CPC. See **Section 1.4**.

This Plan is subject to change. Suggestions are welcome on improving and clarifying the Plan. Please submit suggested corrections, improvements, deletions to: CPP Suggestions, care of the CPC. See **Section 1.4**.

2.3 CPA Project Examples

For project examples throughout the state, see <http://www.communitypreservation.org/>. Locally many CPA projects have been approved, and most completed, since the passing of the CPA in Groton. A list of all projects is included in Section 13. For selected examples see the following subsections.

2.3.1 Surrenden Farm – 2006

The approximately 360 acres of land known as Surrenden Farm (see **Figure 2**) is immediately adjacent to Groton School and is a key conservation parcel; it has extensive Nashua River frontage and is close to other large blocks of conserved land, including the Oxbow National Wildlife Refuge, Nissitissit River Wildlife Management Area, and the Groton Town Forest. The Town/Conservation Commission request for \$5,600,000 was approved at the 2006 spring Town Meeting. The Town's contribution was part of the approximately \$20 million required to complete the purchase. The Town's portion is financed by a multi-year bond being repaid with CPA funds.



Figure 2: Surrenden Farm

2.3.2 Boutwell House - 2012

Gov. George S. Boutwell built the Boutwell House (see **Figure 3**) in 1851, the year he was elected governor. He lived there until his death in 1905.

His daughter, Georgianna Boutwell, the principal founder of the Groton Historical Society (GHS) as well as the Groton Woman's Club, died in 1933 and bequeathed the family home to the society in her will.

In 2010, Boutwell house suffered two very serious water pipe failures which flooded portions of the museum's exhibition and work areas. The Board of Directors brought in several new members, wrote a long-range plan, and applied for grants. The GHS request for \$176,525 was approved at the 2012 spring Town Meeting. A Cultural Facilities Fund grant for \$79,000 awarded in November 2012 from the Massachusetts Cultural Council. The funding was used for physical renovations such as new wiring and plumbing, plaster replacement, a fire suppression system, and a new furnace.



Figure 3: Boutwell House

2.3.3 Fitch's Bridge - 2013

A new Fitch's Bridge (see **Figure 4**) replaced the historic and seriously deteriorated iron bridge. Fitch's Bridge is a historic connection between Groton and West Groton, with ferry and bridge links dating to the early 18th century. The previous bridge decayed to the point where it was becoming a nuisance and safety hazard. The new bridge now connects to the Groton Trail network, linking over 70 miles of trails in Groton with over 30 miles of trails in West Groton. The Groton Greenway Committee request for \$225,409 was approved at the 2013 Spring Town Meeting.



Figure 4: Fitch's Bridge

2.3.4 Country Club Driving Range Improvements - 2015

The Groton Country Club driving range (see **Figure 5**) benefits from major improvements including new poles and netting that allow any use of any club, new range mats, and a new range picking machine for improved ball retrieval. The Country Club request for \$47,000 was approved at the 2015 Spring Town Meeting.



Figure 5: Country Club Driving Range Improvements

2.3.5 Nashua River Accessible Trail Project (John Tinker Trail) - 2015

Under the guidance of the Trails Committee, a new 0.22 mile, fully handicapped accessible trail was created along the Nashua River in J. Harry Rich Forest off Nod Road. It includes a parking lot and three rest viewing areas. The *John Tinker Trail* (see **Figure 6**) is named after Groton's founder and first selectman. The total cost of the project was \$32,554. The Trail Committee request for \$24,392 was approved at the 2015 spring Town Meeting. A Mass Dept. of Conservation and Recreation (DCR) grant was received, so the total CPA portion was \$1,717; used to cover rental of stump grinder and buy handicap parking signs. Unexpended funds are returned to the appropriate CPC account.



Figure 6: John Tinker Trail

2.3.6 Old Groton Meeting House/First Parish Church - 2015

The Old Groton Meeting House/First Parish Church Project (see **Figure 7**), Phase 1A & 1B has come to a successful completion. Built in 1755 as Groton's fourth meetinghouse, the building has undergone major restoration and structural repairs. These include complete exterior repainting, restoration of the dome (using copper), the spire that houses a Paul Revere & Company bell, and Buddy, the iconic wind vane. The CPA funding portion totaled \$233,333.



Figure 7: First Parish Restoration – Buddy Installation

2.3.7 Town Basketball Courts - 2016

The town's two aging, long neglected, and unsafe basketball courts, one at Cutler Field in West Groton and one at the town field (see **Figure 8**), underwent full-scale restoration. The town field restoration included lights that allow for evening play. The Park Commission request for \$109,000 was approved at the 2016 spring Town Meeting. The DPW provided the majority of labor and materials for the projects.



Figure 8: Town Field Basketball Court

2.3.8 Milestones – 2016

The Groton Historical Commission in 2014, 2015, and 2016 completed the restoration, re-erection, and painting of 27 milestones (see **Figure 9**) throughout the town. Originally erected in 1902 and 1903, they marked the distance to Groton Town Hall. Two of the original monuments were missing or broken. These were recreated by Garside Monuments of Westford and marked on the reverse with the date of 2014. In 2015 five slate milestones erected by Dr. Oliver Prescott in 1787 were cleaned, cracks filled and two previously broken ones were repaired. A separate granite boulder, engraved by Jonas Prescott in 1680, Dr. Oliver Prescott in 1784 and by S. J. Park in 1841, was recommended to be moved to town center. In 2016 the commission began the location, cleaning, repair and, as necessary, repainting, of over 53 monuments throughout the town.



Figure 9: Milestone Restoration

2.3.9 Groton Library Entrance – 2018

The 1893 library entrance vestibule originally had a pair of interior doors, but they have been missing for decades. Without inner doors, the adjacent computer and reference areas were exposed directly to the elements and road noise whenever the Main Street door was opened. To make library users more comfortable there was a need to restore the interior doors to mitigate the spikes in temperature and noise. \$15,000 was recommended by the CPC and approved by Town Meeting for a pair of custom glass-paneled oak doors, which were crafted in the style and beauty of the historic entryway (see **Figure 10**). The funding was approved at Spring Town Meeting 2017, and the project was completed in March 2018.



Figure 10: Library Front Entrance Restoration

2.3.10 Baddacook Pond – 2019

Baddacook Pond, at 76 acres and 45 ft deep, is Groton's largest and deepest natural Great Pond. Baddacook is surrounded mostly by conservation land and hiking trails. It has a public boat launch and supports a rich bio-diverse habitat including bald eagles. Baddacook is also an important aquifer for our public water.

Over the years, Baddacook has become infested with non-native, invasive weeds. These weeds destroy lake quality for recreation, fish and wildlife as well as presenting a danger of entanglement to swimmers. The weeds accelerate decline of Baddacook due to their ability to grow in up to 15 ft of water and densely mat which leads to ever shrinking open water.

This was a 3-year project (year 3: \$140,000) to kick start Baddacook Pond restoration. This project is a joint undertaking including the Great Ponds Advisory Committee (to the Select Board), the Groton Water Department, the Weed Harvester Committee and Groton Lakes Association. The goal is: 1) to pilot control of invasive weeds. 2) to remove significant amounts of bio-mass which will substantially turn back the clock for Baddacook.

When this project is completed, it will pave the way for Baddacook Pond environmental sustainability under town direction. As shown in **Figure 11**, improvements have been made.



Figure 11: Baddacook Pond Restoration. Left – 2016, Right - 2019

2.3.11 Poor Murals – 2019

The historic Oliver Prescott House contained a number of colorful landscape murals signed by J.D. Poor, painted circa 1835. See Figure 1 for an example. Jonathan D. Poor was the nephew of well-known itinerant painter Rufus Porter whose murals decorated the walls of many old buildings in New England.

The murals were beginning to deteriorate as the building was unoccupied and unheated. Indian Hill Music, the Groton History Center, and the Groton Inn partnered to save two of these historic murals. Through the generosity of the citizens of Groton, the History Center was awarded money through the Community Preservation Act. This, in addition to generous donations from other concerned individuals and fundraising efforts on the part of the History Center, made this project possible.

The murals were stabilized and expertly removed by David Ottinger and laid flat within the house. David has been involved in moving more than 100 decorated plaster walls in the past 36 years. Once the murals were laid flat, Christine Thomson, assisted by Wenda Kochanowski were hired to stabilize the flaking paint, clean the surface of dirt, fill substrata and inpaint all areas missing decoration. Their meticulous care to detail brought the murals to life.

Finally, the murals were created by David Ottinger and transported to the Groton Inn on May 5, 2019. The murals are now on display in The Groton Inn lobby, accessible for easy viewing by Town residents and visitors. These Poor murals will have the distinction of being the only ones in Groton available for the general public to view.



Figure 12: J.D. Poor Mural

2.3.12 Portrait Restoration – 2021

The Groton History Center chose three portraits from our collection to conserve through a grant from the Community Preservation Fund. The three portraits represent families that were founding members of our community. Thanks to the generosity of Groton's citizens and individual contributors, we were able to engage Gianfranco Pocobene Studio to complete the restoration work. Their work was exceptional and we are pleased to have them home again at Gov. George Boutwell House.

Polly Sawtell Shattuck was the wife of Job Shattuck until his death in 1813, in 1821 she married his brother Luther Shattuck. The brothers were the grandsons of Job Shattuck, who participated in Shay's Rebellion in Groton. One of Polly's daughters married J. Nelson Hoar, a prominent proprietor of the Groton Inn. Both the Sawtell and Shattuck families were important citizens in Groton's early history. Polly's portrait was painted by Asahel Lynde Powers a significant American artist from the 19th century.

George Brigham (see Cover) and his wife Margaret Shattuck Brigham (see **Figure 13**) were both born in Groton. George was a harness maker and Margaret was the granddaughter of Job Shattuck. They were married on December 20, 1820 and had six children. Margaret's portrait was painted posthumously by Lyman Emerson Cole, one of a family of well-known portrait artists in Newburyport.



Figure 13: Margaret Shattuck Brigham, Before and After Treatment

3. GROTON – BRIEF HISTORY

The Native peoples who lived in what is now Groton left behind buried traces of their sites and actions. These traces are archaeological sites. These sites range from villages to rock shelters, seasonal camps, fishing stations, tool-making or tool-resharpening spots, hunting blinds, quarries, and bedrock grinding bowls. There are known examples of the last two within town boundaries. Systematic survey would undoubtedly turn up many more sites.

Groton had its precarious beginnings when John Tinker followed Indian Trails from the Bay area and settled near the mouth of Nod Brook on the Nashua to set up his trading post to do business with the Nashaway Indians. The area was known as Petapawag, an Indian name for swampy land. Adventurous families soon followed, on foot or on horseback, and found it a good place for the necessary farming and fishing.

In 1655, this trading post evolved into a formal settlement called The Plantation of Groton, which encompassed all of what is now Groton and Ayer, nearly all of Pepperell and Shirley, a large part of Dunstable and Littleton, as well as smaller parts of Harvard, Westford, Nashua, NH, and Hollis, NH. It was named in honor of one of the original Selectmen, Dean Winthrop, who was born in Groton, Suffolk County, England.

In 1676, during the King Philip's War, Indians attacked the town and burned down all but four garrison houses. The surviving residents fled to Concord and other safe havens and returned two years later to rebuild the town.

As Groton's population grew so did many supporting industries including a soapstone quarry, a large hop-growing industry, a brick factory, a saw mill, a grist mill, and a pewter mill which produced tea pots, plates, cups, and buttons.

West Groton lies within a "V" formed by the Nashua and the Squannacook rivers. The old red brick Groton Leatherboard factory still stands on the Squannacook River as an example of the late industrial period of a New England mill village. West Groton has its own post office, fire station, and water department.

In the past, other areas of Groton were designated as east, south, and north, but only West Groton's name survived. The Lost Lake area was created at the turn of the 20th century through damming nearby streams and flooding an existing field. It was popular as a summer resort for city residents and today both permanent and summer residents live there.

The remains of Groton's historic past are found throughout the town; as standing historic structures and as the remains of features related to these structures (archaeological sites).

For additional online information regarding Groton, go to www.grotonma.gov.

4. CPA ALLOWABLE SPENDING CHART

The CPA Allowable Spending chart shown in **Figure 14** (also found at <http://www.communitypreservation.org/content/chart-allowable-uses>) was created by the Community Preservation Coalition as a guide to help communities determine whether a proposed project was likely to meet the minimum Massachusetts Department of Revenue (DOR) CPA requirements.

It is used to help determine whether a proposal is appropriate for CPA funding.

Projects are only eligible for CPA funding if they fit in a **green** box below.

	Open Space	Historic	Recreation	Housing
Acquire	Yes	Yes	Yes	Yes
Create	Yes	No	Yes	Yes
Preserve	Yes	Yes	Yes	Yes
Support	No	No	No	Yes
Rehabilitate and/or Restore	Yes, if acquired or created with CPA funds	Yes	Yes (new 7/8/2012)	Yes, if acquired or created with CPA funds

Chart adapted from "Community Preservation Fund Budgeting and Finance Issues", Massachusetts Department of Revenue, October 2005. It has been updated to reflect changes made by the 2012 CPA legislation.

Figure 14: CPA Allowable Spending Chart

5. OBJECTIVES CODE LIST FOR USE WITH CPA APPLICATION

The Objectives Code is derived from two town plans, the 2011 Groton Master Plan (MP) and the 2019-2026 Groton Open Space and Recreation Plan (OSRP).

The MP is the basis for the Historic Preservation and Community Housing sections summarized below. Use subsection numbers for the code. e.g., use “5.1.1” for a proposal to reuse Prescott School.

Please see the 2011 Groton Master Plan in the Groton Town website for full details of the MP sections. Use the web address:

https://portal.grotonma.gov/storage/Planning_Board/Groton%20Master%20Plans/Groton_Master_Plan_2011_Executive_Summary.pdf

5.1 Historic Preservation

As per MA General Law Chapter 44B proposed historic projects that are not on the structures listed on the state’s registry of historic places require a determination by the Groton Historic Commission that the proposed project is of historic significance.

See the following subsections.

5.1.1 Pursue adaptive reuse of historic properties

- Provide flexibility in zoning to encourage the reuse and restoration of historic buildings, particularly for housing
- Require projects that affect Town-owned historic structures to adhere to the Secretary of the Interior’s Standards for Historic Preservation
- Continue to seek funding for reuse and preservation of Town-owned historic resources.

5.1.2 Protect cultural and historic resources

- Continue to pursue a central facility to store and exhibit historic artifacts and create a database that identifies Groton archival resources and their locations
- Continue the Groton Historical Commissions’ effort to complete a comprehensive inventory of cultural and historic resources, including areas, structures, buildings, objects and historic landscapes
- Develop a comprehensive database of historic resources that includes historic districts, National Register properties, and inventoried properties, and integrate the database with Groton’s Geographic Information System (GIS)
- Increase the effectiveness of the scenic roads review.

5.1.3 Develop economic and education strategies that capitalize on historic and archeological resources

- Make information on Groton’s cultural and historic character, buildings, districts, cemeteries and other heritage treasures widely available to residents and visitors in attractive and easily understood formats
- Make Groton’s informational and education materials on historic resource available online
- Continue to identify eligible building and districts for listing on the National Register of Historic Places, and pursue designation.

5.2 Community Housing

5.2.1 Encourage diversity of housing types for range of income levels and ages

- Provide housing for people with disabilities.
- Use CPA funds to address broader range of affordable housing needs, even if the CPA assisted units do not qualify for Chapter 40b requirements.

5.2.2 Improve municipal facilities and infrastructure, considering energy conservation, technology and ADA compliance

Pursue development of a central archival facility to store and manage municipal records and a central index to track and access the records.

5.3 Open Space and Recreation Projects

For Open Space and Recreation Projects Sections, see the *2019 Groton Open Space and Recreation Plan* (OSRP) Section 8 and Section 9.

For code, use OSRP and subsections, e.g. “OSRP 9.1.1” for a proposal that promotes the preservation of ground water resources.

To see the OSRP, please use the Groton Town Conservation Commission (Cons Comm.) web link: https://portal.grotonma.gov/storage/Conservation_Commission/2019_Groton_Open_Space_Recreation_Plan_Final.pdf

6. USE OF CPA FUNDS - GENERAL GUIDELINES

(Including content supplied and/or reviewed by Groton Town Accountant)

It is important to understand that CPA funding is not a grant. Funds will not be paid over to you or your group for future expenditure. *

The Town can only pay the person, company, or organization that delivers goods or services (“the vendor”). *

*Except for those contracts (or payments) involving an approved user of funds (such as to the Conservation Commission, or Groton Housing Trust), and those involving non-town entities (N-TE) where a Memorandum of Understanding (MOU) exists between the CPC and N-TE. The MOU stipulates the arrangement. (Contact the CPC for a template of an MOU.)

From the Town’s legal and financial standpoint, the process of releasing CPA funds consists of two major steps: selecting a vendor, and paying for goods or services. While the CPC may itself add additional steps to the process, we are only concerned herein with State Finance Law. Please bear in mind the following:

6.1 Procurement Law and Selection of Vendor:

The criteria for vendor selection are based on the dollar level of estimated cost. Please keep in mind that the cost levels listed below do not necessarily refer to the cost of a single item. The aggregate *total cost may apply*.

For example, a single computer may cost \$2,000, leading you to follow the rules for the first bulleted item below (costs less than \$10,000). However, if you are purchasing 10 computers from a single vendor, either together or over several months as part of a single project purchase, you must abide by the rules for costs between \$10,000 and \$35,000. Similarly, all costs that can reasonably be considered as part of the acquisition must be considered as part of the total cost when determining which cost rules to follow.

For example, a computer server may cost \$9,000, but labor estimated at \$2,000 is required to install the system and train the users. If you plan to use a single vendor for both hardware and professional services, the total aggregate cost of the purchase will exceed \$10,000. In general, it is inappropriate to “split” purchases solely to defeat procurement law.

Contracts for some types of services may not be subject to state procurement regulations, but are likely to be subject to Town of Groton regulations, for example, a majority vote of the organization that has been given authorization to expend the funds. If you are in any doubt about any procurement requirements please consult with:

- Procurement Officer in the Select Board’s Office or
- The Town Accountant

Detailed processes for each cost level are noted below:

- For vendor costs totaling less than \$10,000, please use “sound business practice.” In general, this means that you should at least be certain that the vendor you prefer to use is reasonable in his cost estimate. You can do this, for example, by seeking verbal quotes from three vendors; or using internet or other searches for advertised pricing. There is no need, under procurement law, to document “sound business practice” but many people choose to do so in order to justify the final choice (to the Town Accountant, for example, should she choose to ask). There is a Quote Procurement Form (attached) developed by the Select Board’s Office that can be used to record the details of the estimates you research. Additional forms can be obtained from that Office or from the Accounting Office.

- For estimated costs between \$10,000 and \$35,000 you MUST seek three written quotes. Please be consistent in the information you give vendors in order for them to provide quotes. Although you are not strictly required to choose the vendor who provides the lowest quote, you should have a defensible reason for choosing your vendor in circumstances where you will choose a more expensive alternative – past performance of a vendor (good or bad) is an allowable deciding factor; as is timing of services to be provided. Other reasons may also be acceptable. If you are in doubt, please consult the Procurement Officer, Mark Haddad. Remember that you MUST have documentation of all quotes received (including “no-bids”). You may do this yourself by completing the Quote Procurement Form noted above; however, the Accounting Office strongly recommends vendor quotes, signed and dated. The original Quote Procurement Form or the original responses to RFQs must be sent to the Accounting Office. We cannot pay the subsequent bills without proof of this due process.
- For estimated costs that will exceed \$35,000 ALL aspects of Ch. 30B, State Procurement Law must be followed. Copies of the Law are available from the Procurement Officer or the Town Accountant. The individual or entity who has requested CPA funds is responsible to complete this process. The Accounting Office cannot do this for the funded entity, as we will be auditing the process of awarding contracts and spending funds. The CPC cannot do this for you because they will be overseeing the release of periodic or final payment. The Procurement Officer will provide advice and assistance, but does not perform the details of the bid process. Please consult with him as early as possible for major bidding projects.

6.2 Payment of Vendor Invoices

Payment of invoices is governed by State finance law. This can be frustrating for all involved but the rules cannot be circumvented. In general, invoices may be paid only when the service is completed or the goods have been received. In some cases, periodic payments are permitted but this is usually in connection with specific allowable contract language that forms part of formal bid awards for costs exceeding \$35,000. In no instance will “down-payments” or “advances” be processed for payment. Please be sure your vendor understands this.

Properly processed and signed invoices will be paid on the next subsequent warrant. Warrants are every two weeks. Accounting can give you a list of the check issuance dates and the deadlines for the office to receive paperwork in order meet a particular issuance date. “C.O.D” type payments are not permitted. In addition, the town does not pay finance charges, and, as you will see below, the signature cycle can take some time. Incomplete invoices will need to be sent back through the CPC to the originating entity; this can add weeks to the payment process. While this puts the vendor in a difficult position, we cannot legally pay incomplete, unsigned invoices. Please be sure your vendor understands this.

Please do not pay a vendor yourself and expect to be reimbursed. State finance laws apply to reimbursements as well; if the vendor’s charges were inappropriate; we cannot reimburse. Even if the charges were correct, a fair amount of proof of *your* payment, including all the required signatures noted above, will be needed. As noted above, the Town does not pay finance charges. The Town also does not pay sales tax. Please avoid catching yourself in a situation where you may be out-of-pocket with no recourse.

Properly processed and signed invoices include at least the following:

- CPC Funding Project Number (#) clearly identified on each invoice
- Complete vendor information, including full name, address, tax identification number and a phone number where the vendor can be reached if questions arise. (If we do not already have the vendor in our system, we may require additional forms from the vendor, prior to the first payment.)
- Description and amount of charges, properly dated for the period services were rendered.

6.3 CPA Administration Fund Disbursement Policy

See the following subsections.

6.3.1 CPA Admin. Fund Provision

The Community Preservation Act (CPA) allows up to 5% of each town's annual CPA funding be set aside in a designated CPA Administrative Fund account for use in supporting the various administrative efforts of the Community Preservation Committee (CPC). The CPA and Community Preservation Coalition allow use of Admin Fund monies for the following:

1. Committee Costs. Up to 5% of the annual CPA funds may be spent on the operation and administration costs of the Community Preservation Committee. For example, overhead such as stationary, telephone calls, and transportation to sites may be included within this 5% administrative allowance. In addition, the Committee may use its allowance for legal fees, or technical reviews for its decision-making purposes.
2. Incidental Project Costs. CPA funds may be used for site surveys, environmental assessments, historic or housing consultants, architectural and engineering fees, permit processing fees, construction consultants, financing consultants, legal and accounting fees, and similar costs associated with and incidental to the development of a CPA project. Such expenditures should be made from the appropriation for the particular project and, as project costs, they do not constitute operation or administration expenses of the committee subject to the 5% limitation.

6.3.2 Purpose of Policy

The Groton CPC has elected to develop and implement a written policy designed to eliminate the extraneous use of CPC Administrative fund monies. This policy is based on comments provided by:

Gary A. Blau, Tax Counsel, Bureau of Municipal Finance Law, PO Box 9569

Boston, MA 02114-9569 617-626-2400 blau@dor.state.ma.us

Attorney Blau provided comments to a series of questions related to the use of Admin Fund money made by former Select Board member Peter Cunningham, former Town of Groton Accountant Valerie Jenkins, and former Interim Administrative Officer Jeff Ritter. While these comments address specific questions, they also provide sound basis for this policy as they specifically interpret the CPA around the use of Administrative Funds.

6.3.3 Policy

Administrative Fund money may be used as listed under **Section 6.3.1** for "Committee Costs" and "Incidental Project Costs" with prior majority vote by the Groton CPC.

The Administrative Fund may not be used to fund incidental project costs neglected in an initial funding recommendation previously approved at Town Meeting unless the person/group requesting funds has made a written request to the CPC **PRIOR** to the costs in question being paid. Further, a majority of all CPC members (majority ≥ 4 members) must approve this request by vote at a normally scheduled CPC meeting. Without this approval, the CPC is under no obligation to reimburse the person/group making the request.

The CPC **WILL NOT** reimburse incidental, unanticipated, or unplanned project expenses from the Administrative Fund, or any fund, IF those costs have already been paid by the person/group making the request. There will be **NO EXCEPTIONS** to this policy.

7. CPA APPLICATION PROCESS

The CPA Application process is designed to help an applicant identify and explain how a proposed CPA funded project meets one or more of the planning objectives presented in the preceding sections of this plan.

7.1 Synopsis

- A project summary and eventually a complete application must be provided to CPC using the format provided in the CPP. Applicants will receive written feedback from the committee, absent CPC members must provide written feedback to CPC for the comments to be considered.
- Applicants will be asked to meet with CPC a minimum of two (2) times: summary meeting and public meeting. (See **Section 7.3**).

7.2 Process Overview

Applicants are strongly encouraged/urged to review all parts of this plan thoroughly, and to contact the CPC (<https://www.grotonma.gov/government/boards-and-committees/community-preservation-committee/>) and the Community Preservation Coalitions (<https://www.communitypreservation.org/>) with any questions, concerns, doubts regarding whether a proposal qualifies for possible CPA funding (recommend viewing <http://communitypreservation.org/content/chart-allowable-uses>).

The overall process includes the following:

1. Proposed projects (proposals) require approval by the CPC to be submitted to town meeting for possible funding.
2. Proposals are evaluated based upon the goals and objectives of the documents identified in **Section 2.2.1**.
3. Proposals must conform with the guidelines outlined in the CPP.
4. Proposal approval is contingent in part by having an acceptable management plan.
5. Proposals may require approval and/or management by a Town Board or Commission.
6. Proposals are scored/evaluated via response sheets (see **Section 12**) derived from the goals and objectives described in the CPP. A clearly defined proposal by an applicant with strong record of successful projects, that includes: multiple funding sources; qualifies for funding via affordable housing, open space, historic preservation, and recreation categories; has many relevant letters of support, may expect a very positive response.
7. Approved proposals will be reviewed by the Select Board and Finance Committee Prior to Town Meeting.
8. The application process has ten (10) steps summarized as follows:
 - Step 1: Applicant presents project summary (maximum of two page) document to CPC
 - Step 2: CPC provides feedback to this summary document in writing, by specified meeting date
 - Step 3: Draft application submitted by applicant to CPC for review
 - Step 4: Public Hearing scheduled for CPC and public to provide oral and written feedback on drafts
 - Step 5: Final applications received by specified date.
 - Step 6: CPC reviews and votes on application for recommendation to Town Meeting
 - Step 7: CPC will notify each applicant of the results of this review via email.
 - Step 8: CPC formally recommends approved projects via warrant article.

- Step 9: Town Meeting vote
- Step 10: Contracts established between Town and approved projects.

7.3 Ten Step Process

A computer is required to fill out the forms and submit a proposal in electronic format. If an applicant does not have access to a computer, contact the CPC administrative assistant. See the following:

7.3.1 Step 1 - Submit Two Page Project Summary

Applicants are required to submit a two-page project summary. The purpose of the summary is to help ensure a proposed project meets CPA minimum requirements before the applicants invest the significant time and resources often needed to complete the research and documentation required for a complete application (application plus all supporting documentation, letters of support, etc.).

The summary (for recommended template, see **Section 8**) should include:

- Name and contact information of applicant
- A brief summary and description of the proposed project, how it conforms to the CPA allowable spending chart (see **Section 4**), estimated time line of project, and estimated cost.

7.3.2 Step 2 - CPC Review of Summary - Meeting

The CPC will review the summary and hold a meeting with an applicant to provide oral and written feedback on the Project Summary. The intent of this meeting is to help the applicant determine whether they should proceed further with the proposal process, whether to submit a more formal and complete draft Project Application.

7.3.3 Step 3 - Submit Complete Draft Application by Deadline

Applicants are required to submit a completed draft Project Application to the CPC via mail or in person. Applications must be received by the CPC Administrator (or care of Groton CPC) at Groton Town Hall by the posted date and time. This draft provides the main opportunity applicants will have for oral and written feedback prior to the final application deadline.

Applicants with additional questions or concerns they would like discussed by the CPC are welcome to contact the CPC administrator to schedule time on the CPC Agenda during normally scheduled meetings.

Applicants are strongly advised to seek letters of support from all the committees, boards, and organizations that may improve the odds of a project achieving sufficient support by the CPC and at the appropriate town meeting.

Applicants should obtain professionally prepared quotes for project costs whenever possible. If such quotes are not available, detailed cost estimates may be used provided the basis of the estimates is fully explained. See **Section 6** for information regarding number of quotes for given size project.

Total fund amount requested in an application should allow for all possible expenses and contingencies related to a project, such as publicity expenses (e.g., publication of notices, advertisements, posters, etc.).

7.3.4 Step 4 - CPC Public Hearing /Feedback to Draft Applications

The CPC will review and provide oral and written feedback to Applicants who submitted draft applications for **Step 3**, at a public hearing scheduled and announced in advance by the CPC. The purpose of the hearing is to provide objective opinions, insight, and feedback to the applicant to assist them in refining their specific application as needed for a final application. This is the legislatively required public hearing.

7.3.5 Step 5 - Submit Final Application by Deadline

Applicants submit final revised (if needed) applications to the CPC. These applications can be delivered via mail or in person to the CPC Administrator at Town Hall (care of Groton CPC). All applications need to be received by the posted Final Application deadline to be considered for final review by the CPC. No revisions to applications will be accepted by the Groton CPC after this date.

7.3.6 Step 6 - CPC Review

The CPC will review each eligible application in accordance with the goals of this Groton Community Preservation Plan and the Community Preservation Act. Those goals are outlined later in this document.

Each application will be reviewed according to the form described in **Section 12**.

7.3.7 Step 7 - Applicant Notification

The CPC will notify each project applicant as to whether or not the CPC will recommend their application, submit it as a Proposal, to Town Meeting. This will be done shortly after the application review meeting.

7.3.8 Step 8 - CPC Project Recommendations

- For an application that qualifies for submission to town meeting, as determined by the scoring process, the CPC will prepare a warrant article that allows an application to become a proposal to be voted on at Town Meeting
- The CPC requests that Applicants include a description of their project suitable for use as a Town Meeting warrant article. This ‘warrant article’ text may be included in the application cover letter
- The CPC may recommend a proposal as proposed by the applicant or it may recommend partial funding or funding for only a portion or phase of the proposal
- The CPC’s recommendations to the Town meeting may include detailed project scopes, conditions and other specifications the CPC deems appropriate to ensure CPA compliance and project performance.

7.3.9 Step 9 - Town Meeting Vote

The CPC will present its recommendations to Town Meeting for discussion and vote. Project applicant(s) and proponents are expected to attend, make presentations as appropriate, and/or answer any questions regarding the applicant’s recommended project. The Town Meeting has the final authority to award funds from Groton’s CPA fund and:

- Simple majority vote is required to approve funding unless the project requires borrowing
- Two-thirds vote is required for borrowing against future CPA town generated revenues.

7.3.10 Step 10 - Contracts

Before project work begins or funds are disbursed, a contract will be negotiated and signed between the Town (Select Board) and awardees, except for those contracts involving approved transfer of funds (such as to the Conservation Commission and Groton Housing Trust), and those involving private entities where a Memorandum of Understanding (MOU) exists between the CPC and private entity.

Approved projects may require a formal contract which must be signed by the Select Board. For appropriations awarded to either the Conservation Fund or the local Affordable Housing Trust, the need for formal signed agreement will be dependent on whether a simple, unconditional, funds transfer is requested (no agreement); or funds are requested for a specific purpose (agreement required). The decision rests with the CPC whether to recommend simple transfer of funds or to require that these entities tie requests for funds to a specific purpose.

For small projects this may be a one-page document. For larger projects it may be longer. The contract language may include the following topics:

- Reporting requirements
- Accounting requirements
- Penalties for contract non-performance
- Deed restrictions
- Fund disbursement schedules
- Project milestones
- Deliverables
- Bid requirements
- Timelines

See **Section 6** Use of CPA Funds - General Guidelines for additional information.

7.4 2021 -2022 CPP Schedule

NOTE: The normal CPA application cycle runs from October to the Annual Town Meeting in April. There is an out-of-cycle application process that can be used to consider applications with unusual circumstances. For more details contact the CPC administrative assistant.

- 2021-2022 Community Preservation Plan released: **Thursday, September 30, 2021**
- Submission of one or two page Required Project Summary (RPS): **Thursday, October 28, 2021**
- Verbal Feedback regarding RPS: **Monday, November 8, 2021**
- Deadline for Complete Draft Proposals (CDP) submitted to CPC **by 4 PM on Thursday, January 13, 2022**
- Public Hearing to discuss feedback on CDPs: **Monday, January 24, 2022**
- Prepare written feedback to be provided to Applicants: **Monday, February 14, 2022**
- Deadline for Final Proposal (no further changes accepted) **by 4 PM on Thursday, February 24, 2022**
- Final Vote - Deliver Recommendations for Town Warrant by: **Monday, March 14, 2022**
- Vote at Spring Town Meeting: **Monday, April 25, 2022**

7.5 Proposal Evaluation Criteria

See the following for description of the items the CPC uses to review and evaluate a proposal to determine whether to recommend the proposal, to submit it for Town vote. Also see **Section 12**.

7.5.1 Basic Criteria

The following criteria are the basic elements used to evaluate a given proposal:

- Submitted in timely fashion to the CPC. First the two-page Project Summary (see **Section 9**), and if acceptable, then the Project Application form (see **Section 11**)
- Eligible for the CPA funding according to the requirements described in the CPA legislation
- Is consistent with the 2011 Groton Master Plan and 2019-2026 Groton Open Space and Recreation Plan. See **Section 2.2.1** and the Housing Production Plan.
- Project Application contains appropriately detailed Management plan and itemized project scope, describing items and estimating cost. (the exception is money approved for the Conservation Commission Fund or the Affordable Housing Trust)
- Receives endorsement by other municipal boards and/or departments, and as applicable has the approval of the Groton Historical Commission
- Establishes that applicant has site control of the project, written consent of the property owner, or, in the case of municipal property, approval of the Select Board.

7.5.2 Added Value Criteria

The following criteria increase the odds a proposal will receive support by the CPC and possibly at Town Meeting. Also see **Section 12**.

- Applicant has a history of managing successful projects or can demonstrate their ability and competency to manage the project
- Serves more than one CPA purpose or serves multiple goals of the Groton Master Plan and/or the Open Space and Recreation Plan, or demonstrate why it would not be feasible to do so
- Acquires/conserves/protects/preserves/restores/reuses resources, buildings, history threatened by inappropriate development, damage, decay, loss, etc.
- Serves a currently underserved population
- Preserves the essential character of the Town
- Produces an advantageous cost/benefit value for the Town
- Has multiple funding sources, leverages additional public and /or private funds. If none included, then describes what actions were taken to seek public and/or private funds, such as what grant programs were explored, what groups in Town were approached for donations, what state programs were investigated to provide matching funds or reimbursement.

8. PROJECT SUMMARY (REQUIRED)

The required project summary will help the CPC and applicant determine whether a new proposal meets basic CPA requirements before the applicant invests considerable time and effort filling out a complete and detailed application. The following procedure is suggested for writing a one to two-page Project Summary:

- Please review the chart of allowed CPA projects (see **Section 4**) to determine if the proposed proposal/application may fit within the guidelines
- Check with CPC Administrator to review previous CPA projects
- Write up a one to two-page summary that includes applicant's name (if a group or organization, provide name of group and the name-address-phone/email of main contact person), brief description of the project and what CPA category(ies) it fits.

Any questions, contact the CPC. See **Section 1.4**.

8.1 CPA Project Summary Form – Example

[CPC Use Only: Date Received: mm/dd/20yy By: CPC member or Admin Asst.]

CPC number #2023-01 (sample)]

Please print clearly and answer all questions, use "N/A" if not applicable.

1. a.) Applicant Name: Last Doe First John
and Organization(s) (if appropriate) N/A
- b.) Regional Project: Yes or No? No If Yes, Town/Organization: _____
2. Submission Date: Nov. 10, 20xx Organization (if appropriate) N/A
3. Applicant Address: St. Main St City/ State: Groton, MA ZIP: 01450
4. Ph. #979-555-1212 Email: username@mailserver.com
5. CPA Purpose. Check all that apply:
Community Housing x (Affordable Housing x) Historic Preservation x
Open Space Recreation
6. Project Location/Address: Station Ave
7. Project Name: Main St. Historic Preservation-Affordable Housing Proposal
8. Community Preservation Plan Objectives - use codes from **Section 5** to indicate all that apply: 5.2, 1, 5.4.1, 5.4.2
9. Project basic description: Adaptive reuse of historic building to increase affordable housing and preserve historic structure. Groton residents will be given preference. Nonprofit housing group contract, etc. etc. etc.
10. Applicant Signature: John Doe Date mm. dd., 20xx
Co-Applicant Signature _____ Date _____
Co-Applicant Signature _____ Date _____

This image shows a blank sheet of white paper with horizontal ruling lines. The lines are evenly spaced and run across the width of the page. There are no margins, text, or other markings on the paper.

This image shows a full page of blank white paper with horizontal ruling lines. The lines are evenly spaced and run across the width of the page, providing a template for writing or drawing. There are no margins, text, or other markings present.

Co Applicant Signature: _____ Date: _____

10. FILLING OUT PROJECT APPLICATION

Following acceptance/approval by the CPC of the Project Summary (see **Section 9**), please review the following instructions before filling out the Project Application (see **Section 11**). An accurate complete application expedites the review and approval process.

Use additional paper as needed to answer questions.

Section 10.2 provides a sample Project Application. Any questions, please contact the CPC (see **Section 1.4**).

10.1 Instructions

1. Detach application form from the CPP in **Section 11** (or copy the application form).
2. Fill out items 1 through 8 as indicated.
3. For item 9, if applicable to the project, please provide names, addresses and contact numbers for project architects, contractors, and/or consultants.
4. For item 10, site control. If applicable, check the appropriate type of agreement. As appropriate, list in line 19 whether a copy of deed, purchase and sale agreement, option agreement and/or other relevant document that establishes applicants site control; or property owner's written consent to application and proposed project, is included with the application.
5. For item 11.a & b, if applicable, contact the town assessor for the details required.
6. For item 12 & 13, if applicable, certain land use and property use projects require permits and approvals Contact the CPC for assistance in determining whether a proposal could involve such permissions.
7. For item 14, it's suggested that professional estimators/appraisers be used to determine realistic cost of a project, sources of funding, immediate and long-term expenses, as well as possible annual income, annual expense, and possible net gain or loss. If a professional estimator is not used, please provide detailed line by line cost estimate with full explanation and supporting documentation (price quotes, sales slips, etc.). Use additional pages as needed. If non-CPA funds will be committed, an appropriate, signed, legally binding agreement must be included as a supporting document.
8. For item 15, please refer to **Section 5** and use any and all codes that may apply.
9. For item 16 & 17, fill out as indicated.
10. For item 18, please describe proposed project in detail including, as applicable, information such as:
 - How it benefits Groton and is consistent with **Section 4** criteria
 - Additional details as may be useful for code items listed in Item 15
 - Include an outline of the steps involved in the project and proposed timelines for each step, and indicate what funds will be needed at which step in the project. Additional pages may be used as needed
 - Explain project oversight plan and procedures for identifying and resolving problems
 - What system will be used to assure CPC that schedule will be met and costs contained.
11. For item 19, as applicable, list any additional actions or steps required to complete the project that impact feasibility, such as:
 - Environmental assessments
 - Zoning or other permits and approvals

- Agreements on terms regarding conservation, affordability, historic preservation restrictions subordination agreements, etc.
12. For item 20, list supporting documents as applicable, appropriate, and available for the application such as:
 - Letters of support and/or recommendations from town boards and committees (e.g. Select Board, Fincom, Planning Board, Water Department, School Dept., etc.)
 - For any non-CPA funds involved: for each instance, a legally binding, appropriate signed letter authorizing and confirming the amount and any conditions
 - USGS Map of site
 - Assessor's map of project site
 - When possible, photographs of site: land, building, structure, et al.
 - Recorded plans of land
 - Natural resource limitations (floodplains, wetlands, etc.)
 - Zoning (district, dimensional and use regulations at applied to land)
 - Inspection reports
 - 21 E Reports and other environmental assessment reports
 - Architectural plans and specifications for new construction and/or rehabilitation
 - Site plans and specifications
 - Maps, renderings
 - Historic inventory sheet
 - Existing conditions.
 13. For item 21, please provide other information potentially useful for the CPC in considering the project.
 14. For item 22, please describe management plan for project: who will manage/oversee project, ensure target dates are met, deliverables delivered, provide evidence work is completed and meets specifications. Add, attach additional pages as needed.
 15. For item 23, please sign the application. If applicable, space is provided for additional signatories.
 16. Submit one PDF (electronic version), and one hardcopy of the complete application, with requested attachments, to the CPC as noted in **Section 7.3**. Please mail to (or drop off) at: Proposals, Groton CPC, Town Hall, 173 Main Street, Groton, MA 01450.
Any questions, please contact the CPC, see **Section 1.4**.

10.2 CPA Project Application Form – Example

[CPC Use Only: Date Received: mm/dd/20xx By: CPC member or Admin Asst.

CPC number #2023-01 (sample)]

Use word processor to fill out form. Answer all questions, use "N/A" if not applicable.

1. a.) Applicant Name and Organization: Last Doe First John
and Organization(s) (if appropriate) _____
- b.) Regional Project: Yes or No? No If Yes, Town/Organization: _____
2. Submission Date: Nov. 10, 20xx
3. Applicant Address: St. Main St City/ State: Groton, MA ZIP: 01450
4. Ph. #979-555-1212 Email: username@mailserver.com
5. CPA Purpose. Check all that apply:
Community Housing x (Affordable Housing x) Historic Preservation x
Open Space Recreation
6. Town Committee or boards participating: Hist. Dist, GHA, Con.Comm, AFP, etc.
7. Project Location/Address: Station Ave
8. Project Name: Main St. Historic Preservation-Affordable Housing Proposal
9. Additional Responsible Parties (If applicable):

Role	Name	Address	Ph. (w) (cell)	Email
Property/Site Owner	GHA	Groton	xxx-xxx-xxxx	
Project Manager	Wise Managers	Nirvana		
Lead Architect	Richardson Inspired	La La Land		
Project Contractor	Experienced Builders inc.	End of rainbow.		
Project Consultants				
Other:				
Other				

10. As appropriate, indicate if proposal requires P&S agreement Deed X
Option agreement Other-describe: _____
11. a.) Assessor info. (map/ block/ lot id.(s)): map xx, blk nnnnn b.) Tax classification type: Tbd
12. Permits required: Zoning: xxx Historic Preservation xxx Other
13. Historic Commission Approval signoff (if applicable): Chair person Date: June 22, 20xx
14. Funding: a.) Project cost \$300,000. Estimate Professional quote X b.) Requested from CPC: \$250,000.00 c.) Committed from other source: \$50,000.00 If applicable: annual anticipated total income: \$500.00 Annual anticipated total expense: \$ 100.00 Anticipated net income (loss): \$400.00 Name of Estimator name/company: Best Guess LLC
15. Community Preservation Plan Objectives -use codes from **Section 5** to indicate all that apply: : 5.2. 1, 5.4.1, 5.4.2.
16. Project Timelines: Proposed Start Date: July. 1, 20xx Projected Complete Date: Dec. xx, 20xx
17. Estimated Delivery Date of Completion Report to CPC: Dec xx, 20xx

10 CPA Application Form (Side two) (example)

18. Project description and explanation (attach additional sheets as needed): Adaptive reuse of historic building to increase affordable housing and preserve historic structure. Groton residents will be given preference. Nonprofit housing group contract, etc. etc. etc.

19. Feasibility: Supply feasibility research info. (evidence of successful similar projects elsewhere, cost analysis etc.)

20. List of attachments Photos of existing building; deeds; letters of support from Selectman, Fincom, Hist. dist., GHA, etc; plot plan; and for non-CPA funds, an appropriate signed letter of commitment authorizing use/expenditure of said funds for the project.

21. Additional Information: N/A

22. Management Plan: Wise Manager as project manager, will maintain regular contact with CPC liaison, will coordinate vendors, ensure deadlines are met, products and services delivered as required, invoices are properly verified and signed before delivery to CPC for final approval and subsequent payment

23. Applicant Signature: John Doe Date Nov. xx., 20xx

Co-Applicant Signature _____ Date _____

Co-Applicant Signature _____ Date _____

11. CPA PROJECT APPLICATION FORM

[CPC Use Only: Date Received _____ By: _____
Assigned CPC #2023- _____]

If possible, use word processor to fill out form. Please answer all questions, use "N/A" if not applicable.

1. a.) Applicant Name and Organization: Last _____ First _____
Organization(s) (if appropriate) _____

b.) Regional Project: Yes ___? or No? ___ If Yes, Town/Organization: _____

2. Submission Date: _____

3. Applicant Address: St. _____
City/ State: _____ ZIP: _____

4. Ph. # _____ Email: _____

5. CPA Purpose. Check all that apply:

Community Housing ___ (Affordable Housing: ___) Historic Preservation*: ___ Open Space: ___
Recreation ___

** As per MA General Law Chapter 44B, proposed historic projects that are not on the structures listed on the state's registry of historic places require a determination by the Groton Historic Commission that the proposed project is of historic significance.*

6. Town Committee or boards participating: _____

7. Project Location/Address: _____

8. Project Name: _____

9. Additional Responsible Parties (If applicable):

Role (specify)	Name	Address	Ph. (w) (cell)	Email
Property/Site Owner				
Project Manager				
Lead Architect				
Project Contractor				
Project Consultants				
Other:				
Other				

10. As appropriate, indicate if proposal requires P&S agreement ___ Deed ___

Option agreement ___ Other-describe: _____

11. a.) Assessor info. (map/ block/ lot id.(s)): _____ b.) Tax classification type: _____

12. Permits required: Zoning: _____ Historic Preservation: _____ Other : _____

13. Historic Commission Approval signoff (when required): _____ Date: _____

14 a.) Project cost \$ _____ : Estimate ___ Professional quote ___ b.) Requested from CPC:

_____ c.) Committed from other source: \$ _____ If applicable: annual anticipated total
income: \$ _____ Annual anticipated total expense: \$ _____ Anticipated net income
(loss): _____ Name of Estimator name/company: _____

15. CCP Objectives - use codes from **Section 5** to indicate all that apply: _____

16. Project Timelines: Proposed Start Date: _____ Projected Complete Date: _____

17. Estimated Delivery Date of Completion Report to CPC: _____

18. Project description and explanation (attach additional sheets as needed): _____

19. Feasibility: _____

20. List of attachments: _____

21. Additional Information: _____

22. Management Plan: _____

23. Applicant Signature: _____ Date: _____

Co Applicant Signature: _____ Date: _____

Co Applicant Signature: _____ Date: _____

12. CPC RESPONSE SHEET

The following is a layout of the response sheet used by each CPC member during the evaluation of each application to assist in the application selection decision process.

Date _____ Name _____

Application Number #2023 - _____

12.1 Primary Qualifications

12.1.1 Two-Page summary Eligibility

Eligibility: The following questions must be answered “Yes” to evaluate the proposals eligibility for final approval:

1. Project Summary was submitted using the “Summary Project Form” ____
2. Project Summary was received by deadline date. ____
3. Project fits CPA Allowable Spending Chart criteria (see Figure 7 CPA Allowable Spending Chart) . ____

12.1.2 CPA Project Application Criteria

1. Project Application (Application) was submitted using the “CPA Project Application Form” . ____
2. Application was received by deadline date. ____
3. Project fits CPA Allowable Spending Chart criteria (see Figure 7 CPA Allowable Spending Chart) . ____
4. If a Historic Preservation project, has written approval from Groton Historical Commission. * ____
** As per MA General Law Chapter 44B, proposed historic projects that are not on the structures listed on the state’s registry of historic places require a determination by the Groton Historic Commission that the proposed project is of historic significance.*
5. The applicant has site control or the written consent of the property owner to submit an application. ____
6. A detailed management plan includes schedule, key milestones, project manager, list of consultants. ____
7. Application includes a minimum of one professional quote. ____
8. Application involving non-CPA funds (supplemental funding) includes a statement of commitment with the amount clearly stated from an authorized party. ____

12.2 Scoring

Each major criterion will be rated on a scale of 1-5 (1=lowest and 5=highest).

12.2.1 Function:

1. Meets goals and objectives laid out in current Master Plan and Open Space and Recreation Plan 1 = Project not included in a Town plan. 5 = Project explicitly called out in a Town plan. ____
2. Multiple funding sources: 1 = No non-Groton CPA funding, 3 = 25% non-Groton CPA funding, 5 = 50 % or more non-Groton CPA funding. ____

12.2.2 Value:

Subjective and time dependent criteria

1. Overall application quality. 1 = no rush- can do it at any time 3 = the sooner the better, 5 = Once-in a generation opportunity. _____ add values
2. Degree of urgency. 1 = no rush- can do it at any time 3 = the sooner the better, 5 = Once-in a generation opportunity. _____
3. Community support. 1 = none, 3 = only individuals or organizations, 5 = Broad and strong community support. _____
4. Ease of execution. 1 = complicated, e.g. major construction project, 5 = easy e.g. research documentation only. _____
5. Level of risk. 1= Strong probability of issues related to Geology, legal situation, susceptible to scope creep or environmental issues or the like, 3 = average, 5 = Research Report, engineering study, or other paperwork project. _____
6. Applicant active in process participation. 1 missed appointments, unresponsive to Liaison or CPC concerns, 3 = attended at least one or more meetings, responded to concerns. 5 = proactive, communicative, quick response to issues, effective. _____

Total Score = Function + Value = _____

13. SUMMARY OF CPA PROJECTS

According to the Community Preservation Coalition website, Groton has collected a total of \$8,872,187 from the local surcharge and has received a total of \$4,281,124 in state match funds through FY2020, for a total of \$13,153,302. This represents an overall state match rate of 48.3 percent. State matching funds represent 32.5 percent of total CPA funds raised.

The chart below (from Coalition website) lists the amounts approved for projects up through Fiscal year 2020-2021. Unexpended funds are returned to the town's appropriate CPA account.

NUMBER	PROJECT	STATUS	AMOUNT APPROVED	AMOUNT SPENT
2005-02	Conservation Fund	COMPLETE	\$185,000	\$185,000
2005-06	Sargisson Beach Docks	COMPLETE	\$23,190	\$23,190
2005-07	Groton Community Wide Preservation	COMPLETE	\$22,500	\$22,500
2005-09	Fitch's Bridge	COMPLETE	\$60,000	\$40,751.66
2006-01	Surrenden Farms (bonded)	IN PROGRESS	\$5,600,000	≈\$480,000/yr
2006-02	Sawtell/Chicopee School #7 Rehabilitation	COMPLETE	\$18,500	\$18,422.75
2006-03	Historic Documents Preservation	COMPLETE	\$82,000	\$82,000
2006-05	Groton Community Wide Preservation	COMPLETE	\$18,000	\$18,000
2006-06	Norris Property Open Space Creation	COMPLETE	\$25,000	\$25,000
2006-09	Wharton Plantation Foot Bridges	COMPLETE	\$14,602.08	\$858.51
2006-10	Prescott Historic School for NHR Designation	COMPLETE	\$3,500	\$3,500
2006-11	Lost Lake Fire Station Basketball Court	COMPLETE	\$57,530	\$57,530
2007-01	Historic Documents Preservation	COMPLETE	\$85,000	\$85,000
2007-03	Feasibility Study Squannacook Hall Renovation	COMPLETE	\$20,000	\$20,000
2007-07	Willams Barn Survey of Cemetery Parcel	COMPLETE	\$1,900	\$1,900
2007-08	Conservation Fund	COMPLETE	\$200,000	\$200,000
2007-09	Community Wide Preservation	COMPLETE	\$200,000	\$200,000
2007-11	Squannacook River Rail Trail Environmental Engineering Assessment	COMPLETE	\$0,000	\$9,000
2007-12	Affordable Housing Implementation Plan	COMPLETE	\$25,000	\$23,454
2007-13	Community Housing Feasibility Study - Nashua Road	COMPLETE	\$25,000	\$20,069
2008	No projects			
2009	Application numbering changed to reflect fiscal year when funded.			

NUMBER	PROJECT	STATUS	AMOUNT APPROVED	AMOUNT SPENT
2010-01	Field of Dreams	COMPLETE	\$148,152	\$148,152
2010-02	Conservation Fund	COMPLETE	\$100,000	\$100,000
2010-03	Groton Communitywide Reconnaissance Archaeological Survey	COMPLETE	\$40,000	\$35,000
2010-04	Groton Grange #7 Preservation and Rehabilitation	COMPLETE	\$137,000	\$137,000
2010-05	Historic Documents Preservation	COMPLETE	\$18,500	17,610
2010-06	Footstone Reinstallation Phase II	COMPLETE	\$1,960	\$1,960
2010-08	Unkety Brook Well Site Phase I	COMPLETE	\$8,650	\$5,636
2011-03	Unkety Brook Well Site Phase II	COMPLETE	\$75,000	00.00
2011-04	Groton Communitywide Agricultural Historic Context Development	COMPLETE	\$28,319	\$28,319
2012-01	Housing Trust	COMPLETE	\$412,000	\$412,000
2012-04	Historic Records Preservation - Phase IV	COMPLETE	\$50,000	\$44,195
2012-05	Prescott School Reuse Feasibility Assessment	COMPLETE	\$25,350	\$25,000
2012-08	Rehabilitation of Gov. Boutwell House	COMPLETE	\$176,525	\$173,344
2013-01	Conservation Fund	COMPLETE	\$150,000	\$75,000
2013-03	Conservation Commission Supplement	COMPLETE	\$25,000	
2013-04	Fitch's Bridge Replacement	COMPLETE	\$225,409	\$193,782
2014-03	GHA Lowell Road Generator Replacement	COMPLETE	\$16,270	\$11,797
2015-04	Mile Stone Restoration	COMPLETE	\$23,000	\$23,000
2015-05	Conservation Fund	COMPLETE	\$100,000	\$100,000
2015-06	Sargisson Beach Restoration	COMPLETE	\$109,590	\$109,590
2015-07	Driving Range	COMPLETE	\$47,000	\$47,000
2015-11	Affordable Housing Coordinator	COMPLETE	\$47,618	\$47,618
2015-12	Sargisson Beach Restoration	COMPLETE	\$75,000	\$75,000
2016-01	Accessible Trail	COMPLETE	\$24,932	\$24,932
2016-02	Conservation Fund	COMPLETE	\$200,000	\$200,000
2016-03	Old Meetinghouse /First Parish Church	COMPLETE	\$203,333	\$203,333
2016-04	Basketball Parks Commission- Basketball Ct	COMPLETE	\$109,000	\$109,000
2016-05	ADA Compliant Part and Open Space	COMPLETE	\$6,000	\$6,000
2016-06	Housing Coordinator	COMPLETE	\$49,509	\$49,509
2016-07	Milestone Engraving	COMPLETE	\$17,000	\$17,000

NUMBER	PROJECT	STATUS	AMOUNT APPROVED	AMOUNT SPENT
2017-01	Housing Coordinator	COMPLETE	\$52,500	\$52,500
2017-02	GDRMS Track	COMPLETE	\$160,000	\$160,000
2017-04	Monument Restoration	IN PROGRESS	\$38,000	
2017-05	Friends of Prescott	COMPLETE	\$165,071	\$165,071
2017-07	Williams Barn	COMPLETE	\$45,000	\$38,400
2018-01	Housing Coordinator	COMPLETE	\$43,506	\$43,506
2018-02	Baddacook Pond Restoration	COMPLETE	\$200,000	\$200,000
2018-04	Groton Library - Entrance	COMPLETE	\$15,000	\$15,000
2018-05	Groton Library - Building	COMPLETE	\$5,000	\$5,000
2018-07	National Register - Old Meeting House	COMPLETE	\$7,800	\$7,800
2018-08	Conservation Fund FY18	COMPLETE	\$25,000	\$25,000
2018-09	Prescott School Restoration	IN PROGRESS	\$15,350	
2019-01	Housing Coordinator	COMPLETE	\$43,593	\$43,593
2019-03	Prescott School Upgrades	IN PROGRESS	\$275,330	
2019-04	JD Poor Mural Preservation	COMPLETE	\$18,000	\$18,000
2019-05	Baddacook Pond Restoration YR 3	COMPLETE	\$140,000	\$140,000
2019-08	Duck Pond Restoration	COMPLETE	\$49,000	\$49,000
2020-02	Historic Volumes Storage Cabinet	COMPLETE	\$5,627	\$5,627
2020-03	Conservation Fund FY2020	COMPLETE	\$100,000	\$100,000
2020-06	1893 Historic Library Preservation – New Roof	COMPLETE	\$300,561	\$300,561
2020-10	Fitch's Bridge Wall Repair	COMPLETE	\$45,000	\$45,000
2020-12	Housing Coordinator	COMPLETE	\$48,882	\$48,882
2021-02	Open Space and Recreational Restoration of Knops Pond and Lost Lake	IN PROGRESS	\$95,000	
2021-03	Conservation Fund FY2021	IN PROGRESS	\$221,000	
2021-04	Portrait Restoration	IN PROGRESS	\$11,400	
2021-06	Restoration of Original 1893 Oak Pocket Doors	IN PROGRESS	\$10,500	
2021-07	Hazel Grove Park Infield Tower	IN PROGRESS	\$9,242	
2021-08	Housing Coordinator	IN PROGRESS	\$51,385	
2021-10	Cannon Restoration	IN PROGRESS	\$15,000	
2021-12	Prescott Sprinklers Phase III	IN PROGRESS	\$125,000	
2021-14	Emergency Rental Assistance	IN PROGRESS	\$200,000	